


Mickey is working very hard. He's washing the wall.  
 He has a brush, but he needs some more water.  
 The stickler for Lesson 1 is a bucket of water.

Put it next to Mickey.

I wish I didn't have so much work.  
 I wish I had time to play.



«A bucket of water»

Good for you! Hooray! Good work! Wow! Good job!  
 Fantastic! That's great! Congratulations! Keep up the good work!  
 Remember to keep on speaking English every day ... the way we do!



That's the end of the second lesson. Good work!

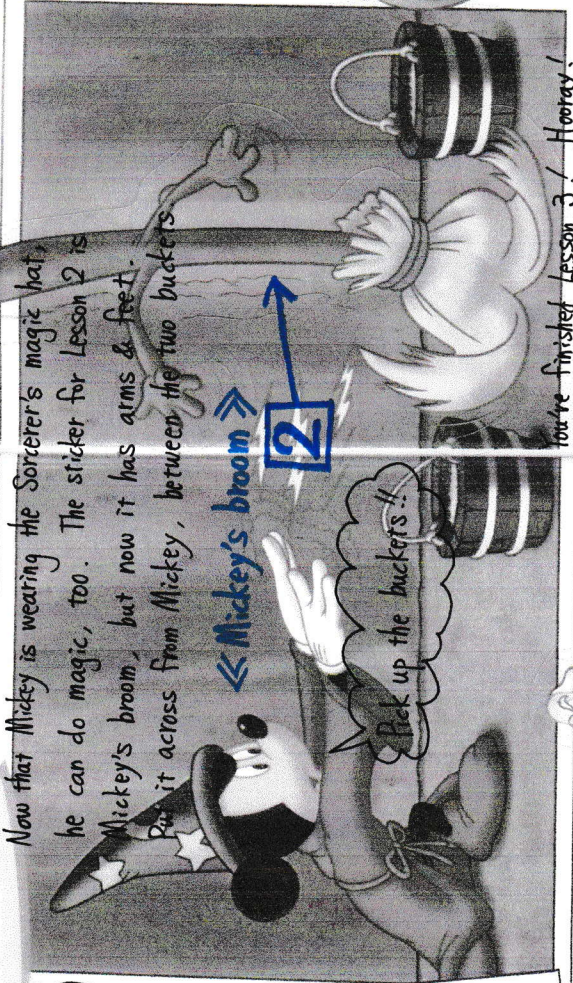
Now that Mickey is wearing the Sorcerer's magic hat, he can do magic, too. The stickler for Lesson 2 is Mickey's broom, but now it has arms & feet.

Put it across from Mickey, between the two buckets.

«Mickey's broom»

[2]

Pick up the buckets!!



you're finished Lesson 3! Hooray!

The broom is working very hard. It's pouring water ... onto the floor.  
 Where's Mickey? He's the stickler for Lesson 3. He's sound asleep.  
 Put him in the Sorcerer's chair.

English is easy! English is fun!

And all of the lessons you have now done!

All of Disney's Wonderful English you have now done!

Congratulations! You've finished the very last lesson of Step by Step!

Fantastic! You must be very proud of yourself.

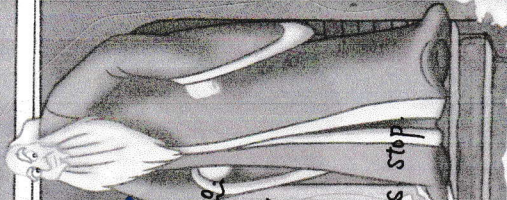
And your mother & father must be very proud of you, too!

Remember to sing "The Thank You Song" to them when you're saying you.

Look at Mickey now. He's not wearing a magic hat anymore.

The stickler for Lesson 5 is Mickey's old broom, but without arms and without feet.

Give it to Mickey so that he can get back to work.



«The Sorcerer»

That's the end of Lesson 4. There's only one more lesson to go.

Mickey! He's looking in the Sorcerer's big magic book,

but he can't find how to make them stop.

The stickler for Lesson 4 is the Sorcerer.

Put him in the doorway. He'll know how to make the brooms stop.

Put him in the doorway. He'll know how to make the brooms stop.

Put him in the doorway. He'll know how to make the brooms stop.

Put him in the doorway. He'll know how to make the brooms stop.

Put him in the doorway. He'll know how to make the brooms stop.

Put him in the doorway. He'll know how to make the brooms stop.

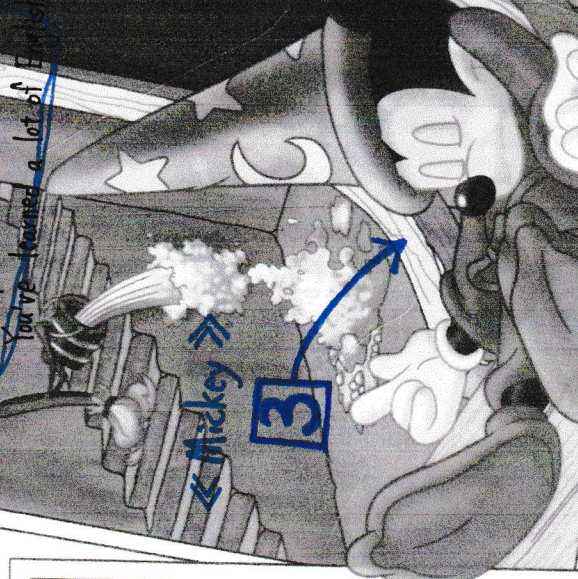
Put him in the doorway. He'll know how to make the brooms stop.

Put him in the doorway. He'll know how to make the brooms stop.

Step by Step

12

You've made so much progress!  
 You're making great progress!  
 Be proud of yourself!  
 I'm proud of you!  
 You've learned a lot of English!



«Mickey»

[3]

It's pouring water ... onto the floor.

He's sound asleep.

Put him in the Sorcerer's chair.

Put him in the Sorcerer's chair.

Put him in the Sorcerer's chair.

Put him in the Sorcerer's chair.

Put him in the Sorcerer's chair.

Put him in the Sorcerer's chair.

Put him in the Sorcerer's chair.

Put him in the Sorcerer's chair.

Put him in the Sorcerer's chair.


Put him in the Sorcerer's chair.

Put him in the Sorcerer's chair.

Put him in the Sorcerer's chair.

Put him in the Sorcerer's chair.

Put him in the Sorcerer's chair.



«Mickey's old broom»

so easy after all.