

+ string


《《 ひと通し 》》 《 from back to front 》 《 from front to back 》

5


裏から表に
表から裏に

Activity Box

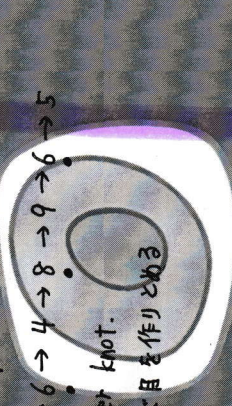
Treasure Chest



- (i) Tie a knot in one end of the string.
- (ii) Take the other end of the string... the end without the knot.




- (iii) Put it through hole number 1



- (iv) 1 → 2 → 3 → 1 → 4 → 5 → 6 → 4 → 8 → 9 → 6 → 5 → 8 → 7 → 9 → 7 → Tie another knot.

4



3

2

1

- ▶ Put the string through hole #1 *number* from the back of the card to the front of the card.
- ▶ hole #2 this time from front to back. 表から裏に
- ▶ hole #3 from back to front. 裏から表に
- ▶ Now turn the card over & tie another knot.

9

6

DWE Lesson Step

5-3-2

※ 最初と最後にひと通しを作る必要があれば手伝う